

THE REVISION PROCESS


(or how to make your writing ~~gooder~~ better)
By Stephanie Campisi

~~SOME THOUGHTS ON REVISING~~

~~ALL ABOUT REVISION~~

~~WHY REVISING IS IMPORTANT~~

REVISION: HOW TO LOOK SMARTER
THAN YOU ARE.



FANTASTIC
BIN



RUBBISH
BIN

A FIRST DRAFT MEANS SECOND CHANCES

Have you ever walked away from an argument and thought...

“If only I’d said...!”

Good news!

When you’re a writer you can

STILL deliver that **witty comeback!**



YAY FOR REVISION!

When you revise you can:

- Make funnier **jokes**
- Add more **ACTION**
- Think up **cooler characters**
- Upgrade **names** and **places**
- Fix ~~speeling~~ spelling mistakes



BUT DOES IT REALLY MATTER?

Good enough can be good enough.

Just like a muffin is an *okay* cupcake.

But wouldn't you rather your story be a **cupcake**?

Stories are important! Don't let your story be a **muffin**.

(sorry if you like muffins)



PLUS, IT'S NOT ALL ABOUT YOU, YOU KNOW


It's important to write things that you **love**.

BUT.

Unless you're writing in your diary, you're ALWAYS writing for someone else.

- Your best friend
- Betty at the post office
- Frank, the neighbour's dog


Be nice to your reader. Give them something AMAZING.



REVISING HELPS YOUR STORY MAKE SENSE TO EVERYONE.

...SO THAT WE'RE ALL
ON THE SAME PAGE.

LIKE THESE GUYS -->



EVEN ILLUSTRATIONS GET REVISED!



(Can you spot
the difference?)

← white tail

black tail →



OKAY, SO I NEED TO FIX SOMETHING...BUT WHAT?

- It's hard to see the problems in your own work.
(although putting it aside to bake for a while can help.)
- TWO brains are better than ONE.
- **Teachers, editors, parents** and even **friends** can help!



HOW? BY ASKING QUESTIONS AND MAKING SUGGESTIONS!

Here are some questions I've been asked:

- Why did your character do that?
- What's your story ACTUALLY about?
- Do you NEED this many characters?
- Can you make it shorter? MUCH shorter?
- Can you think of a better title?
- Can you break your story into 32 pages?(a MUST for picture books!)

Can you think of some more?



NOW, MAKING SUGGESTIONS
DOESN'T MEAN BEING

MEAN!

IT MEANS THINKING THROUGH
PROBLEMS TOGETHER SO THAT
WE ALL BECOME
BETTER WRITERS!



SO YOU'VE GOT YOUR QUESTIONS. NOW WHAT?



- Read your questions. Do you agree? Writing is partly about **PERSONAL TASTE**. It's okay to disagree.
- It **more than one** person says something...maybe they're right.
- Order your questions from big to small.
 - Big = plot, character, theme.
 - Small = title, punctuation, spelling.
- Start big...or you'll have to do the small things all over again!


SOME REVISING DOS

- Check that your revision has “fixed” a problem
- Make sure you’re still writing for the right audience
- Read your story out loud - especially dialogue!
- Have a friend read your story again.



SOME REVISING DON'TS

- Don't rush revision!
You'll just have to do it again. :(
- Don't try to do it all at once. You may need more drafts!
- Don't strive for **ABSOLUTE PERFECTION**. Just do your best!



GOOD LUCK REVISING THOSE MUFFINS INTO CUPCAKES! :)

